


Introductory sub-table (I)(a)

Name of the Company: THE SUKHJIT STARCH & CHEMICALS LTD TED			
Scrip Code, Name of the scrip, class of security: 524542, THE SUKHJIT STARCH & CHEMICALS LTD, EQUITY			
Quarter ended: 01/01/2015 - 31/03/2015			
Partly paid-up shares:-	No. of partly paid-up shares	As a % of total no. of partly paid-up shares	As a % of total no. of shares of the company
Held by promoter/promoter group			0
Held by public			0
Total - D	0	0	0
Outstanding convertible securities:-	No. of outstanding securities	As a % of total no. of outstanding convertible securities	As a % of total no. of shares of the company, assuming full conversion of the convertible securities
Held by promoter/promoter group			0
Held by public			0
Total - E	0	0	0
Warrants:-	No. of warrants	As a % of total no. of warrants	As a % of total no. of shares of the company, assuming full conversion of warrants
Held by promoter/promoter group			0
Held by public			0
Total - F	0	0	0
Total paid-up capital of the company, assuming full conversion of warrants and convertible securities			100
			7379820


For The Sukhjit Starch & Chemicals Ltd.


 Vice President (Finance)
 & Company Secretary

9c

Statement Showing Shareholding Pattern								
Category code	Category of Shareholder	Number of Shareholders	Table (I)(a)		Total shareholding as a percentage of total number of shares		Shares Pledged or otherwise encumbered	
			Total number of shares	Number of shares held in dematerialized form	As a percentage of (A+B) ¹	As a percentage of (A+B+C)	Number of shares	As a percentage
(I)	(II)	(III)	(IV)	(V)	(VI)	(VII)	(VIII)	(IX)= (VIII)/(IV)*100
(A)	Shareholding of Promoter and Promoter							
1	Indian							
(a)	Individuals/ Hindu Undivided Family							
		71	4156782	4156782	56.33	56.33	0	0.00
(b)	Central Government/ State Government(s)				0.00	0.00		
(c)	Bodies Corporate	1	2087	2087	0.03	0.03	0	0.00
(d)	Financial Institutions/ Banks				0.00	0.00		
(e)	Any Others(Specify)				0.00	0.00		
(e-i)					0.00	0.00		
(e-ii)					0.00	0.00		
	Sub Total(A)(1)	72	4158869	4158869	56.35	56.35	0	0.00
2	Foreign							
a	Individuals (Non-Residents Individuals/ Foreign Individuals)	3	290706	290706	3.94	3.94	0	0.00
b	Bodies Corporate				0.00	0.00		
c	Institutions				0.00	0.00		
d	Any Others(Specify)				0.00	0.00		
d-i					0.00	0.00		

For The Sukhjit Starch & Chemicals Ltd.


 Vice President (Finance)
 & Company Secretary

d-ii					0.00	0.00		
	Sub Total(A)(2)	3	290706	290706	3.94	3.94	0	0.00
	Total Shareholding of Promoter and Prombks Group Annexure A-1	75	4449575	4449575	60.29	60.29	0	0.00
	(B) Public shareholding							
	1 Institutions							
	(a) Mutual Funds/ UTI				0.00	0.00		
	(b) Financial Institutions / Banks	1	28314	28314	0.38	0.38	0	
	(c) Central Government/ State Government(s)				0.00	0.00		
	(d) Venture Capital Funds				0.00	0.00		
	(e) Insurance Companies				0.00	0.00		
	(f) Foreign Institutional Investors				0.00	0.00		
	(g) Foreign Venture Capital Investors				0.00	0.00		
	(h) Any Other (specify)				0.00	0.00		
	(h-i)				0.00	0.00		
	(h-ii)				0.00	0.00		
	Sub-Total (B)(1)	1	28314	28314	0.38	0.38		
	B 2 Non-institutions							
	(a) Bodies Corporate	133	190942	190310	2.59	2.59	0	
	(b) Individuals				0.00	0.00		
	I Individuals -i. Individual shareholders holding nominal share capital up to Rs 1 lakh	6106	1825365	1133106	24.73	24.73		
	II ii. Individual shareholders holding nominal share capital in excess of Rs. 1 lakh.	34	805875	685017	10.92	10.92	0	
	(c) N.R.I.(REPT & NON-REPT)	57	15913	15353	0.22	0.22	0	
	(c-i) Clearing House/Public Trust				0.00	0.00		
	(c-ii) Corporate Bodies - OCB				0.00	0.00		
	(c-iii) Intermediary/Other Depository A/c				0.00	0.00		

(c-iv)	Hindu Undivided Family	119	61885	61741	0.84	0.84	0	
(c-v)	Clearing Members	11	1951	1951	0.03	0.03	0	
(c-vi)	Qualified Foreign Investor -Individual							
(c-vii)	Qualified Foreign Investor-Corporate							
	Sub-Total (B)(2)	6460	2901931	2087478	39.32	39.32		
(B)	Total Public Shareholding (B)= (B)(1)+(B)(2)	6461	2930245	2115792	39.71	39.71		
	TOTAL (A)+(B)	6536	7379820	6565367	100.00	100.00		
(C)	Shares held by Custodians and against which Depository Receipts have been issued							
1	Promoter and Promoter Group					0.00		
2	Public					0.00		
	Sub-Total (C)	0	0	0		0	0	0
	GRAND TOTAL (A)+(B)+(C)	6536	7379820	6565367		100.00	0	0.00

For The Sukhjit Starch & Chemicals Ltd.


Vice President (Finance)
& Company Secretary

THE SUKHJIT STARCH & CHEMICALS LIMITED
LIST OF PROMOTERS & PROMOTER GROUP AS ON 31/03/2015

Annexure A-1

SNO.	FOLIO/DP-CLIENT	NAME OF SHAREHOLDERS	SHARES HELD IN PHYSICAL	SHARES HELD IN NSDL	SHARES HELD IN CDSL	TOTAL SHARES	%AGE OF HOLDING	SHARES OTHERWISE SHARES	PELDGED OR ENCUMBER %AGE
A1A INDIVIDUAL/HINDU UNDIVIDED FAMILY									
1	IN30120910204427	ROHIT GROVER		300	-	300	0	0	0.00
2	IN30120910204040	USHA MONGIA		700	-	700	0.01	0	0.00
3	IN30021412063327	DHIRAJ SARDANA		1400	-	1400	0.02	0	0.00
4	IN30226913945042	VEER PRATAP SARDANA		1532	-	1532	0.02	0	0.00
5	IN30120910203990	PADMINI MONGIA		1800	-	1800	0.02	0	0.00
6	IN30115121467669	NAVIN SARDANA		1908	-	1908	0.03	0	0.00
7	IN30226913173074	NIDHI SARDANA		1954	-	1954	0.03	0	0.00
8	IN30115121751542	NIKHIL SARDANA		2400	-	2400	0.03	0	0.00
9	IN30154931511724	KABIR SARDANA		2400	-	2400	0.03	0	0.00
10	IN30120910204881	UMA LOHTIA		2576	-	2576	0.03	0	0.00
11	IN30120910204015	RADHIKA MONGIA		2700	-	2700	0.04	0	0.00
12	IN30120910131895	UMA LOHTIA		3100	-	3100	0.04	0	0.00
13	IN30120910204419	PRABHA GROVER		3550	-	3550	0.05	0	0.00
14	IN30226913640750	DIVYA SARDANA		3578	-	3578	0.05	0	0.00
15	IN30120910204398	PRABHA GROVER		4500	-	4500	0.06	0	0.00
16	IN30120910204402	PRABHA GROVER		4500	-	4500	0.06	0	0.00
17	IN30120910204443	PRABHA GROVER		4500	-	4500	0.06	0	0.00
18	IN30226913943877	UDAY PRATAP SARDANA		4540	-	4540	0.06	0	0.00
19	IN30120910204865	UMA LOHTIA		5000	-	5000	0.07	0	0.00
20	IN30267937558781	PRABHA GROVER		5052	-	5052	0.07	0	0.00
21	IN30154915593871	DIPIKA SARDANA		5500	-	5500	0.07	0	0.00
22	IN30226913173476	SONA SARDANA		6469	-	6469	0.09	0	0.00
23	IN30226913173224	DIPTI SARDANA		6741	-	6741	0.09	0	0.00
24	IN30021410031806	AMITA MENON		7000	-	7000	0.09	0	0.00
25	IN30120910203115	NANDINI OBEROI		7366	-	7366	0.1	0	0.00
26	IN30120910203045	UMA LOHTIA		8052	-	8052	0.11	0	0.00
27	IN30120910204031	RADHIKA MONGIA		8700	-	8700	0.12	0	0.00
28	IN30074911029375	RANI SARDANA		9108	-	9108	0.12	0	0.00
29	IN30120910131758	UMA LOHTIA		10100	-	10100	0.14	0	0.00
30	IN30120910204371	PRABHA GROVER		10104	-	10104	0.14	0	0.00
31	IN30120910204023	SONIA MONGIA		10416	-	10416	0.14	0	0.00
32	IN30120910204435	PRABHA GROVER		10626	-	10626	0.14	0	0.00
33	IN30120910202972	KAMALA ANAND SARDANA		10788	-	10788	0.15	0	0.00
34	IN30226913216778	MANJOO SARDANA		11109	-	11109	0.15	0	0.00
35	IN30120910204195	PADMINI MONGIA		11176	-	11176	0.15	0	0.00
36	1204320000026964	SHALINI CHABLANI .		-	11240	11240	0.15	0	0.00
37	1204320000026983	NALINI KALRA .		-	11242	11242	0.15	0	0.00
38	IN30070810610933	NARENDRA RAJINDER KHANNA		11300	-	11300	0.15	0	0.00
39	1204320000026979	NALINI KALRA .		-	12000	12000	0.16	0	0.00
40	IN30120910204873	UMA LOHTIA		13992	-	13992	0.19	0	0.00

41	IN30021410107825	SHALINI UMESH CHABLANI	16000	-	16000	0.22	0	0.00
42	IN30021410743906	SHALINI CHABLANI	16517	-	16517	0.22	0	0.00
43	IN30226913845573	MANJOO SARDANA	17200	-	17200	0.23	0	0.00
44	IN30226913895783	SUMAN SARDANA	17200	-	17200	0.23	0	0.00
45	IN30226913941349	SUMAN SARDANA	18200	-	18200	0.25	0	0.00
46	IN30226913852677	MANJOO SARDANA	18300	-	18300	0.25	0	0.00
47	IN30120910204058	USHA MONGIA	20412	-	20412	0.28	0	0.00
48	IN30021410567872	NALINI KALRA	20969	-	20969	0.28	0	0.00
49	IN30120910202948	ANAND KUMAR SARDANA	26620	-	26620	0.36	0	0.00
50	IN30120910203107	USHA MONGIA	27728	-	27728	0.38	0	0.00
51	IN30009511359636	VERINDER KUMAR SARDANA	32092	-	32092	0.43	0	0.00
52	IN30021410021897	SURENDRA NATH GADI	33000	-	33000	0.45	0	0.00
53	IN30021410021901	MEENAXI GADI	35000	-	35000	0.47	0	0.00
54	IN30120910203852	ASHOK SARDANA	42900	-	42900	0.58	0	0.00
55	IN30226913845590	SUMAN SARDANA	47220	-	47220	0.64	0	0.00
56	IN30226913173507	SUMAN SARDANA	53174	-	53174	0.72	0	0.00
57	IN30154915575601	NAVIN SARDANA	76278	-	76278	1.03	0	0.00
58	IN30074910715070	RANI SARDANA	80688	-	80688	1.09	0	0.00
59	IN30074911029932	RANI SARDANA	84896	-	84896	1.15	0	0.00
60	IN30226913845604	MANJOO SARDANA	110772	-	110772	1.5	0	0.00
61	IN30115121778545	NANDINI KAUSHIK	114286	-	114286	1.55	0	0.00
62	IN30226913274356	INDER KRISHAN SARDANA	127930	-	127930	1.73	0	0.00
63	IN30226913845581	KULDIP KRISHAN SARDANA	135084	-	135084	1.83	0	0.00
64	IN30226913274585	KULDIP KRISHAN SARDANA	142383	-	142383	1.93	0	0.00
65	IN30226913845612	INDER KRISHAN SARDANA	196410	-	196410	2.66	0	0.00
66	IN30226913216593	INDER KRISHAN SARDANA	338486	-	338486	4.59	0	0.00
67	IN30226913173898	PANKAJ SARDANA	402958	-	402958	5.46	0	0.00
68	IN30226913280316	PUNEET SARDANA	403158	-	403158	5.46	0	0.00
69	IN30226913174493	DHIRAJ SARDANA	405443	-	405443	5.49	0	0.00
70	IN30226913178765	BHAVDEEP SARDANA	412234	-	412234	5.59	0	0.00
71	IN30226913216606	KULDIP KRISHAN SARDANA	432225	-	432225	5.86	0	0.00
			CATEGORY	TOTAL	4156782	56.33	0	0.00

A1C BODIES CORPORATES

1	1204470007208881	SUKHMANI VENTURES PRIVATE LTD.	-	-	2087	2087	0.03	0.00
			CATEGORY	TOTAL	2087	0.03	0	0.00

A2A INDIVIDUALS/NON-RESIDENTS FOREIGN

1	IN30302850489110	NARESH SARDANA	-	5000	-	5000	0.07	0.00
2	IN30226913594907	ROHINI SARDANA	-	33548	-	33548	0.45	0.00
3	IN30226913823824	RAVI CHOWDHRY	-	252158	-	252158	3.42	0.00
			CATEGORY	TOTAL	290706	3.94	0	0.00

For The Sukhjit Starch & Chemicals Ltd.

[Signature]
Vice President (Finance)
& Company Secretary

PHYSICAL	SUMMARY				
DEMAT	HOLDING	0		0	0.0
	HOLDING	75	4449575	60.29	
TOTAL	HOLDING	75	4449575	60.29	

<END OF REPORT>

(I)(b) Statement showing holding of securities (including shares, warrants, convertible securities) of persons belonging to the category "Promoter and Promoter Group"

Sr.	Name of the shareholder	Details of Shares held		Encumbered shares (*)			Details of warrants		Details of convertible securities		Total shares (including underlying shares assuming full conversion of warrants and convertible securities) as a % of diluted share capital	
		Number of shares held	As a % of grand total (A)+(B)+(C)	No.	As a percentage	As a % of grand total (A)+(B)+(C) of sub-clause (I)(a)	Number of warrants held	As a % total number of warrants of the same class	Number of convertible securities held	As a % total number of convertible securities of the same class		
No.	(I)	(II)	(III)	(IV)	(V)	(VI)=(V)/(III)*100	(VII)	(VIII)	(IX)	(X)	(XI)	(XII)
1	VERINDER KUMAR SARDANA	32092	0.43			0.00	0.00	0	0	0	0	0
2	SURENDRA NATH GADI	33000	0.45			0.00	0.00	0	0	0	0	0
3	MEENAXI GADI	35000	0.47			0.00	0.00	0	0	0	0	0
4	AMITA MENON	7000	0.09			0.00	0.00	0	0	0	0	0
5	SHALINI UMESH CHABLANI	16000	0.22			0.00	0.00	0	0	0	0	0
6	NALINI KALRA	20969	0.28			0.00	0.00	0	0	0	0	0
7	SHALINI CHABLANI	16517	0.22			0.00	0.00	0	0	0	0	0
8	DHIRAJ SARDANA	1400	0.02			0.00	0.00	0	0	0	0	0
9	NARENDRA RAJINDER KHANNA	11300	0.15			0.00	0.00	0	0	0	0	0
10	RANI SARDANA	80688	1.09			0.00	0.00	0	0	0	0	0
11	RANI SARDANA	9108	0.12			0.00	0.00	0	0	0	0	0
12	RANI SARDANA	84896	1.15			0.00	0.00	0	0	0	0	0
13	NAVIN SARDANA	1908	0.03			0.00	0.00	0	0	0	0	0

For The Sukhjit Starch & Chemicals Ltd.


Vice President (Finance)
& Company Secretary

14	NIKHIL SARDANA	2400	0.03		0.00	0.00	0	0	0	0	0
15	NANDINI KAUSHIK	114286	1.55		0.00	0.00	0	0	0	0	0
16	UMA LOHTIA	10100	0.14		0.00	0.00	0	0	0	0	0
17	UMA LOHTIA	3100	0.04		0.00	0.00	0	0	0	0	0
18	ANAND KUMAR SARDANA	26620	0.36		0.00	0.00	0	0	0	0	0
19	KAMALA ANAND SARDANA	10788	0.15		0.00	0.00	0	0	0	0	0
20	UMA LOHTIA	8052	0.11		0.00	0.00	0	0	0	0	0
21	USHA MONGIA	27728	0.38		0.00	0.00	0	0	0	0	0
22	NANDINI OBEROI	7366	0.10		0.00	0.00	0	0	0	0	0
23	ASHOK SARDANA	42900	0.58		0.00	0.00	0	0	0	0	0
24	PADMINI MONGIA	1800	0.02		0.00	0.00	0	0	0	0	0
25	RADHIKA MONGIA	2700	0.04		0.00	0.00	0	0	0	0	0
26	SONIA MONGIA	10416	0.14		0.00	0.00	0	0	0	0	0
27	RADHIKA MONGIA	8700	0.12		0.00	0.00	0	0	0	0	0
28	USHA MONGIA	700	0.01		0.00	0.00	0	0	0	0	0
29	USHA MONGIA	20412	0.28		0.00	0.00	0	0	0	0	0
30	PADMINI MONGIA	11176	0.15		0.00	0.00	0	0	0	0	0
31	PRABHA GROVER	10104	0.14		0.00	0.00	0	0	0	0	0
32	PRABHA GROVER	4500	0.06		0.00	0.00	0	0	0	0	0
33	PRABHA GROVER	4500	0.06		0.00	0.00	0	0	0	0	0
34	PRABHA GROVER	3550	0.05		0.00	0.00	0	0	0	0	0
35	ROHIT GROVER	300	0.00		0.00	0.00	0	0	0	0	0
36	PRABHA GROVER	10626	0.14		0.00	0.00	0	0	0	0	0
37	PRABHA GROVER	4500	0.06		0.00	0.00	0	0	0	0	0
38	UMA LOHTIA	5000	0.07		0.00	0.00	0	0	0	0	0
39	UMA LOHTIA	13992	0.19		0.00	0.00	0	0	0	0	0
40	UMA LOHTIA	2576	0.03		0.00	0.00	0	0	0	0	0
41	NAVIN SARDANA	76278	1.03		0.00	0.00	0	0	0	0	0
42	DIPIKA SARDANA	5500	0.07		0.00	0.00	0	0	0	0	0
43	KABIR SARDANA	2400	0.03		0.00	0.00	0	0	0	0	0
44	NIDHI SARDANA	1954	0.03		0.00	0.00	0	0	0	0	0
45	DIPTI SARDANA	6741	0.09		0.00	0.00	0	0	0	0	0
46	SONA SARDANA	6469	0.09		0.00	0.00	0	0	0	0	0
47	SUMAN SARDANA	53174	0.72		0.00	0.00	0	0	0	0	0
48	PANKAJ SARDANA	402958	5.46		0.00	0.00	0	0	0	0	0
49	DHIRAJ SARDANA	405443	5.49		0.00	0.00	0	0	0	0	0

50	BHAVDEEP SARDANA	412234	5.59		0.00	0.00	0	0	0	0	0
51	INDER KRISHAN SARDANA	338486	4.59		0.00	0.00	0	0	0	0	0
52	KULDIP KRISHAN SARDANA	432225	5.86		0.00	0.00	0	0	0	0	0
53	MANJOO SARDANA	11109	0.15		0.00	0.00	0	0	0	0	0
54	INDER KRISHAN SARDANA	127930	1.73		0.00	0.00	0	0	0	0	0
55	KULDIP KRISHAN SARDANA	142383	1.93		0.00	0.00	0	0	0	0	0
56	PUNEET SARDANA	403158	5.46		0.00	0.00	0	0	0	0	0
57	ROHINI SARDANA	33548	0.45		0.00	0.00	0	0	0	0	0
58	DIVYA SARDANA	3578	0.05		0.00	0.00	0	0	0	0	0
59	RAVI CHOWDHRY	252158	3.42		0.00	0.00	0	0	0	0	0
60	MANJOO SARDANA	17200	0.23		0.00	0.00	0	0	0	0	0
61	KULDIP KRISHAN SARDANA	135084	1.83		0.00	0.00	0	0	0	0	0
62	SUMAN SARDANA	47220	0.64		0.00	0.00	0	0	0	0	0
63	MANJOO SARDANA	110772	1.50		0.00	0.00	0	0	0	0	0
64	INDER KRISHAN SARDANA	196410	2.66		0.00	0.00	0	0	0	0	0
65	MANJOO SARDANA	18300	0.25		0.00	0.00	0	0	0	0	0
66	SUMAN SARDANA	17200	0.23		0.00	0.00	0	0	0	0	0
67	SUMAN SARDANA	18200	0.25		0.00	0.00	0	0	0	0	0
68	UDAY PRATAP SARDANA	4540	0.06		0.00	0.00	0	0	0	0	0
69	VEER PRATAP SARDANA	1532	0.02		0.00	0.00	0	0	0	0	0
70	PRABHA GROVER	5052	0.07		0.00	0.00	0	0	0	0	0
71	NARESH SARDANA	5000	0.07		0.00	0.00	0	0	0	0	0
72	SHALINI CHABLANI .	11240	0.15		0.00	0.00	0	0	0	0	0
73	NALINI KALRA .	12000	0.16		0.00	0.00	0	0	0	0	0
74	NALINI KALRA .	11242	0.15		0.00	0.00	0	0	0	0	0
75	SUKHMANI VENTURES PRIVATE LIMITED	2087	0.03		0.00	0.00	0	0	0	0	0
									0	0	0
TOTAL		4449575	60.29	0	0.00	0.00	0	0	0	0	0

(*) The term "encumbrance" has the same meaning as assigned to it in regulation 28(3) of the SAST Regulations, 2011

For The Sukhjit Starch & Chemicals Ltd.


Vice President (Finance)
& Company Secretary

(I)(c)(i) Statement showing holding of securities (including shares, warrants, convertible securities) of persons belonging to the category "Public" and holding more than 1% of the total number of shares

Sr. No.	Name of the shareholder	Number of shares held	Shares as a percentage of total number of shares {i.e., Grand Total (A)+(B)+(C) indicated in Statement at para (I)(a) above}	Details of warrants		Details of convertible securities		Total shares (including underlying shares assuming full conversion of warrants and convertible securities) as a % of diluted share capital
				Number of warrants held	As a % total number of warrants of the same class	Number of convertible securities held	% w.r.t total number of convertible securities of the same class	
1	SUDHIR SINDHWANI	112520	1.52			0	0	0
2			0.00					
3			0.00					
4			0.00					
5			0.00					
6			0.00					
7			0.00					
8			0.00					
9			0.00					
10			0.00					
TOTAL		112520	1.52	0	0	0	0	0


For The Sukhjit Starch & Chemicals Ltd.


Vice President (Finance)
& Company Secretary

(I)(c)(ii) Statement showing holding of securities (including shares, warrants, convertible securities) of persons (together with PAC) belonging to the category "Public" and holding more than 5% of the total number of shares of the company

Sr. No.	Name(s) of the shareholder(s) and the Persons Acting in Concert (PAC) with them	Number of shares	Shares as a percentage of total number of shares {i.e., Grand Total (A)+(B)+(C) indicated in Statement at para (I)(a) above}	Details of warrants		Details of convertible securities		Total shares (including underlying shares assuming full conversion of warrants and convertible securities) as a % of diluted share capital
				Number of warrants	As a % total number of warrants of the same class	Number of convertible securities held	% w.r.t total number of convertible securities of the same class	
1		0	0.00	0	0	0	0	0
2			0.00					
3			0.00					
4			0.00					
5			0.00					
6			0.00					
7			0.00					
8			0.00					
9			0.00					
10			0.00					
TOTAL		0	0.00	0	0	0	0	0

For The Sukhjit Starch & Chemicals Ltd.


Vice President (Finance)
& Company Secretary

(I)(d) Statement showing details of locked-in shares

Sr. No.	Name of the shareholder	Number of locked-in shares	Locked-in shares as a percentage of total number of shares {i.e., Grand Total (A)+(B)+(C) indicated in Statement at para (I)(a) above}	PROMOTER / PROMOTER GROUP/ PUBLIC
1		0	0.00	0
2			0.00	
3			0.00	
4			0.00	
5			0.00	
6			0.00	
7			0.00	
8			0.00	
9			0.00	
			0.00	
			0.00	
TOTAL		0	0.00	0

For The Sukhjit Starch & Chemicals Ltd.


Vice President (Finance)
& Company Secretary

(II)(a) Statement showing details of Depository Receipts (DRs)

Sr. No.	Type of outstanding DR (ADRs, GDRs, SDRs, etc.)	Number of outstanding DRs	Number of shares underlying outstanding DRs	Shares underlying outstanding DRs as a percentage of total number of shares {i.e., Grand Total (A)+(B)+(C) indicated in Statement at para (I)(a) above}
1		0	0	0.00
2				0.00
3				0.00
4				0.00
5				0.00
6				0.00
7				0.00
8				0.00
9				0.00
TOTAL		0	0	0.00

For The Sukhjit Starch & Chemicals Ltd.


Vice President (Finance)
& Company Secretary

(II)(b) Statement showing holding of Depository Receipts (DRs), where underlying shares held by "promoter/promoter group" are in excess of 1% of the total number of shares

Sr. No.	Name of the DR Holder	Type of outstanding DR (ADRs, GDRs, SDRs, etc.)	Number of shares underlying outstanding DRs	Shares underlying outstanding DRs as a percentage of total number of shares {i.e., Grand Total (A)+(B)+(C) indicated in Statement at para (I)(a) above}
1			0	0.00
2				0.00
3				0.00
4				0.00
5				0.00
6				0.00
7				0.00
8				0.00
9				0.00
TOTAL			0	0.00

For The Sukhjit Starch & Chemicals Ltd.


**Vice President (Finance)
 & Company Secretary**